



GATCOMBE MANOR

SANDY LANE. GATCOMBE. ISLE OF WIGHT. PO30 3DW

UNIQUE 1 & 2 BEDROOM APARTMENTS
AND 2, 3 & 4 BEDROOM HOMES
IN A BEAUTIFUL 25 ACRE RURAL SETTING

JOB NUMBER	TITLE	PG	VERSION	DATE	Size at 100%
XMILD32	Gatcombe Manor Brochure	1	3	19/09/2014	A4P @ 100%
DESIGNER	Org A/W A/W AMENDS				
CH	SG TM, SG			C:	DATE:



A unique selection of stylish new and period conversion homes set on the outskirts of the beautiful village of Gatcombe.



JOB NUMBER	TITLE	PG	VERSION	DATE	Size at 100%
XMILD32	Gatcombe Manor Brochure	2	3	19/09/2014	A4P @100%
DESIGNER	Org A/W A/W AMENDS				
CH	SG TM, SG			C:	DATE:

JOB NUMBER	TITLE	PG	VERSION	DATE	Size at 100%
XMILD32	Gatcombe Manor Brochure	3	3	19/09/2014	A4P @100%
DESIGNER	Org A/W A/W AMENDS				
CH	SG TM, SG			C:	DATE:



Welcome to the home of Gatcombe Manor, at thirteen by twenty three miles the Isle of Wight is the largest of England's islands and a county in its own right.

Basking in its reputation as one of the UK's sunniest and warmest places, more than half the island is designated as an area of outstanding natural beauty.



JOB NUMBER	TITLE	PG	VERSION	DATE	Size at 100%
XMILD32	Gatcombe Manor Brochure	4	3	19/09/2014	A4P @100%
DESIGNER	Org A/W A/W AMENDS				
CH	SG TM, SG			C:	DATE:

JOB NUMBER	TITLE	PG	VERSION	DATE	Size at 100%
XMILD32	Gatcombe Manor Brochure	5	3	19/09/2014	A4P @100%
DESIGNER	Org A/W A/W AMENDS				
CH	SG TM, SG			C:	DATE:



Design/Specification

From renovated late Victorian buildings to brand new dwellings, all of the properties are designed to complement and enhance original features and existing surroundings alike.

From chic apartments to spacious detached homes, there is certain to be a home you set your heart on.

All Mildren Homes are constructed and finished to the highest standards and furnished with the very best quality fixtures and fittings.

Nowhere is this more evident than at Gatcombe Manor, where each and every home benefits from our enhanced 'Platinum' specification as standard throughout.



JOB NUMBER	TITLE	PG	VERSION	DATE	Size at 100%
XMILD32	Gatcombe Manor Brochure	8	3	19/09/2014	A4P @100%
DESIGNER	Org A/W A/W AMENDS				
CH	SG TM, SG			C:	DATE:

JOB NUMBER	TITLE	PG	VERSION	DATE	Size at 100%
XMILD32	Gatcombe Manor Brochure	9	3	19/09/2014	A4P @100%
DESIGNER	Org A/W A/W AMENDS				
CH	SG TM, SG			C:	DATE:

New homes, traditional values



Mildren Homes is a forward thinking new home developer with a real commitment to the traditional values of quality, craftsmanship and service.

Our highly experienced team includes award winning professionals – expert in the field of residential property development for National Housebuilding organisations and individuals with many years experience in all types of construction.

Passionate, dedicated and committed, our ethos of creating sustainable communities of desirable new homes sets us apart from other developers; you can trust Mildren Homes to deliver a new home that you will enjoy for many, many years to come.



JOB NUMBER	TITLE	PG	VERSION	DATE	Size at 100%
XMILD32	Gatcombe Manor Brochure	10	3	19/09/2014	A4P @100%
DESIGNER	Org A/W A/W AMENDS				
CH	SG TM, SG			C:	DATE:

How to find us

FROM FISHBOURNE

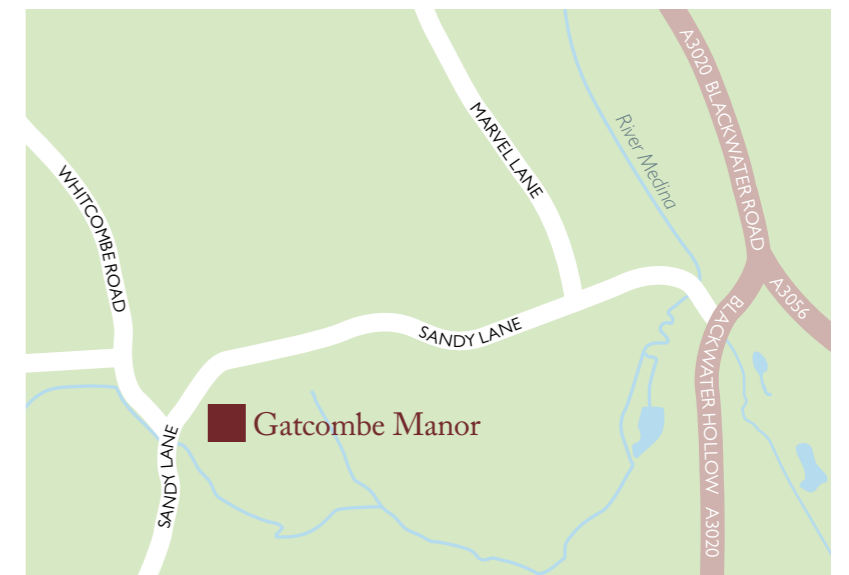
On leaving Fishbourne turn right onto A3054 Kite Hill. Follow this road straight onto Racecourse, which will become Fairlee Road, taking a right turn onto Blackwater Hollow. Sandy Lane is the first right turn. Gatcombe Manor is situated off Sandy Lane.

FROM COWES

On leaving the ferry take the A3021 York Avenue. Follow this road straight onto Whippingham Road. At the T junction turn right onto Racecourse. This will become Fairlee Road. Turn left onto the A2030 St Georges Way. Continue straight onto Blackwater Road, taking a right turn onto Blackwater Hollow. Sandy Lane is the first right turn. Gatcombe Manor is situated off Sandy Lane.

FROM YARMOUTH

On leaving Yarmouth take the A3054 Tennyson Road. Follow this road straight until you reach the roundabout. Take the right exit at the roundabout onto Medina Way. Follow the A3054 through the traffic lights and one way system and then straight onto the A2030 St Georges Way. Continue straight onto Blackwater Road, taking a right turn onto Blackwater Hollow. Sandy Lane is the first right turn. Gatcombe Manor is situated off Sandy Lane.



JOB NUMBER	TITLE	PG	VERSION	DATE	Size at 100%
XMILD32	Gatcombe Manor Brochure	11	3	19/09/2014	A4P @100%
DESIGNER	Org A/W A/W AMENDS				
CH	SG TM, SG			C:	DATE:



007 The Roundhouse, Northney Marina,
Hayling Island, PO11 0NH

0845 894 4690
MILDRENHOMES.CO.UK
INFO@MILDRENHOMES.CO.UK

JOB NUMBER	TITLE	PG	VERSION	DATE	Size at 100%
XMILD32	Gatcombe Manor Brochure	12	3	19/09/2014	A4P @ 100%
DESIGNER	Org A/W A/W AMENDS				
CH	SG TM, SG			C:	DATE: