

FreemanHomes



Woodland View
Mitcheldean

Woodland View, Mitcheldean

MAKE A FRESH START



Positioned at the gateway to the Royal Forest of Dean, an area of outstanding Natural Beauty, Mitcheldean is a thriving community with good local amenities. The magnificent Forest of Dean was the first national forest park in England, not because of the concern with the nature and conservation of the area but because of the natural beauty and the potential for outdoor leisure.

Mitcheldean is the perfect location to participate in outdoor activities such as hiking, horse riding, climbing and exhilarating mountain bike tracks. The village amenities include a post office, library, doctors, church, primary school and a highly achieving secondary school, Dene Magna. The school boasts exceptional academic achievements year after year which is evident by their consistent "Outstanding" status award in Ofsted reports and recognition by national and international bodies.



“ Students’ behavior is exemplary and students flourish within a very supportive, caring and safe environment”

Quote from Dene Magna Ofsted report.



THE SITE



Conveniently located on the A4136 Woodland View is minutes from the village centre and its vast facilities. The development comprises a mixture of terraced, semi detached and detached 2 to 5 bedroom homes set in beautifully landscaped surroundings .

Ideally located in countryside and surrounded by greenery, Woodland View is easily accessible to the M5 and M4. Commuting from Mitcheldean is quicker than you might think, with a 25 minute drive away from Gloucester, 35 minutes from Cheltenham and only an hour away from Bristol. Mitcheldean also has regular buses running, 7 days a week.





Each of the new homes has been designed and finished to a very high standard to provide exceptional comfort and flexibility. Large well-appointed living areas, modern well-equipped kitchens fitted with high quality kitchen appliances, comfortable bedrooms and well-planned bathrooms will make these homes a special place to live for you and your family.



SITE PLAN





 Maintained by Property Owner
 Maintained by Council

- | | |
|--|--|
|  The Scott
- 2 bedroom apartment |  The Longford
- 4 bedroom home |
|  The Pinter
- 3 bedroom home |  The Bryson
- 4 bedroom home |
|  The Bronte
- 3 bedroom home |  The Milton
- 5 bedroom home |
|  The Marlowe
- 4 bedroom home |  The Yeats
- 4 bedroom home |
|  The Shelley
- 3 bedroom home |  The Wordsworth
- 5 bedroom home |

THINGS TO DO



With its convenient location Woodland View is within easy access to a number of local attractions for all ages so there is always something to do.

Bike Riding

The Forest of Dean and close by Wye Valley provides such varied terrain and scenery - with an extensive network of stoned roads and paths, it is perfect for cyclists of all abilities.

Walking

Walking is one of the most popular outdoor activities in the area for both visitors and residents. Every trail is unique and a perfect way to admire the true beauty in this part of the country. For those who are really serious, there a number of clubs to join in the local area.




Adventure

For those seeking more of a thrill, the Forest of Dean is home to a number of adventurous activities for all ages. From Go Ape to canoe hire, mountaineering to pilot lessons there is something for all the family within easy reach.

Leisure

Slow the pace down with a spot of retail therapy at the Gloucester Quays or nearby Ross-on-Wye. The Quays shopping outlet is also host to a number of chain restaurants and cafes, while Ross-On-Wye hosts a bustling market every Wednesday and Saturday. If great food is what you're after, the Mill Race pub is close by offering an awarding winning food and wine menu, using the very best local produce.



Internal Specification



Our Specification

Kitchen

- Choice of door fronts and worktops
- Leisure sink
- Rangemaster taps
- Stainless steel splashback

Neff or Zanussi Integrated Appliances

- Stainless steel circotherm oven
- Stainless steel gas hob
- Stainless steel chimney hood
- Fully integrated dishwasher
- Integrated fridge and freezer

Bathroom

- Ideal Standard sanitary ware and brass ware
- Mira showers
- Straight chrome towel warmer

Bedroom

- Built in wardrobes to most bedrooms

Electrical

- TV points in lounge and all bedrooms
- Shaver socket in bathrooms

Internal Finishes

- Porcelanosa tiles – selected walls half height tiling to bathroom (full height around baths and showers)
- Spotlight lighting to all bathrooms and kitchens

External Finishes

- External tap to properties with gardens
- Allocated parking and/or garage
- External modern lighting
- Patio paving to all gardens

Security

- Multi point locking to front doors and windows
- Mains powered smoke detectors with battery back-up to hall and landings.

Freeman Choice

A range of extras and upgrades are available subject to stage of construction. Please ask the Sales Coordinator for more information.

Kitchen


- Under unit lighting
- Upgrade to Neff appliances (where applicable)
- A choice of worktops with undermount sink
- Quooker boiling water tap
- Glass splashbacks
- Choice of wall tiling

External Finishes

- Burglar alarm
- Turf to rear garden
- Landscaping to garden

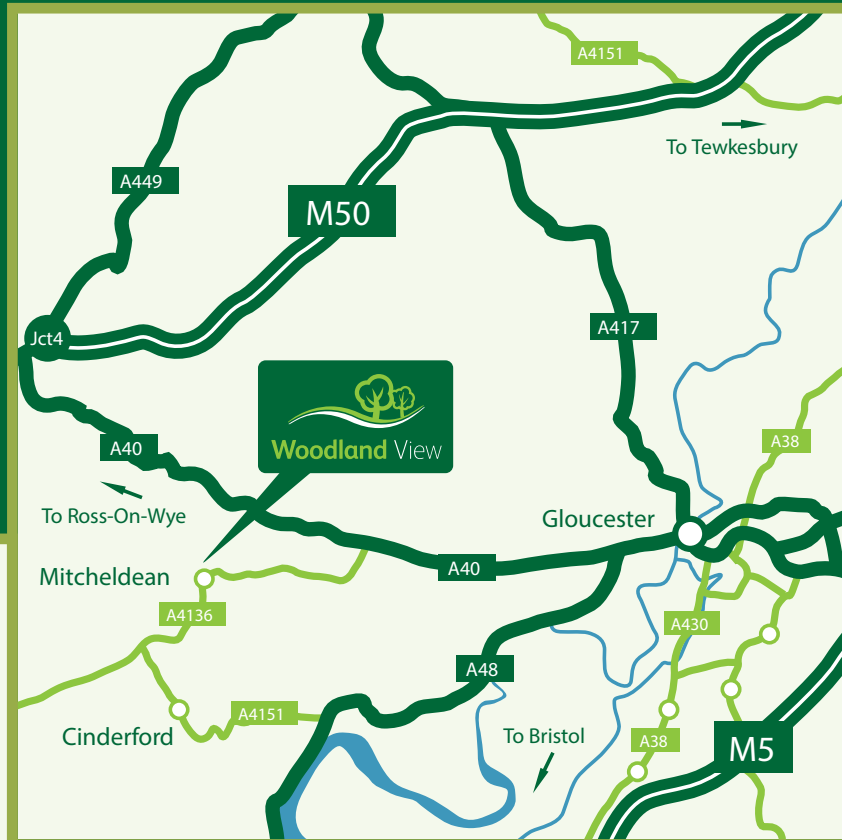
Internal Finishes

- A choice of wall tiling to bathrooms
- Mirrors to bathrooms
- Floor coverings
- Curtain and interior packages
- Fire and fire surround



Find us:
Sat Nav GL17 0XW

FreemanHomes



Please call for opening times:
01594 544271

www.woodlandview.info
sales@woodlandview.info

Freeman Homes
Ruardean Works
Varnister Road
Nr. Drybrook
Gloucestershire
GL17 9BH

Web: www.freemanhomes.co.uk
[facebook.com/freemanhomes](https://www.facebook.com/freemanhomes)

Please note that Woodland View is the development name.
The postal address is Vicarage Drive