



Ridgewood Place

UCKFIELD, KENT

Ridgewood Place is an exciting collection of 3, 4 and 5 bedroom houses situated just outside the popular town of Uckfield in the Wealden District of East Sussex.


Taylor
Wimpey

Contents

→ Welcome to Ridgewood Place



→ Personalise your home



→ Our homes



→ Ways to buy



→ Take your next step



Welcome to Ridgewood Place

This desirable new community enjoys an excellent position close to the charming town of Uckfield, on the borders of the High Weald Area of Outstanding Natural Beauty.

Featuring a range of homes and amenities such as a new primary school, public open spaces and leisure facilities, Ridgewood Place is perfect for a variety of lifestyles, from young couples and growing families to downsizers.



[→ View the site plan](#)

Love community life

The bustling market town of Uckfield is under 1 mile away and provides everything from everyday essentials to high-street favourites, along with cafés, restaurants and a cinema.

Alternatively Ashdown Forest, a 22-minute drive away, offers a peaceful environment to escape to, while Uckfield's direct rail connection to London puts the excitement of the city within reach.

Uckfield town centre



Uckfield station



Piltdown Golf Club



[Watch development video](#)

Distances and car travel time taken from [google.co.uk/maps](https://www.google.co.uk/maps) and are approximate only.



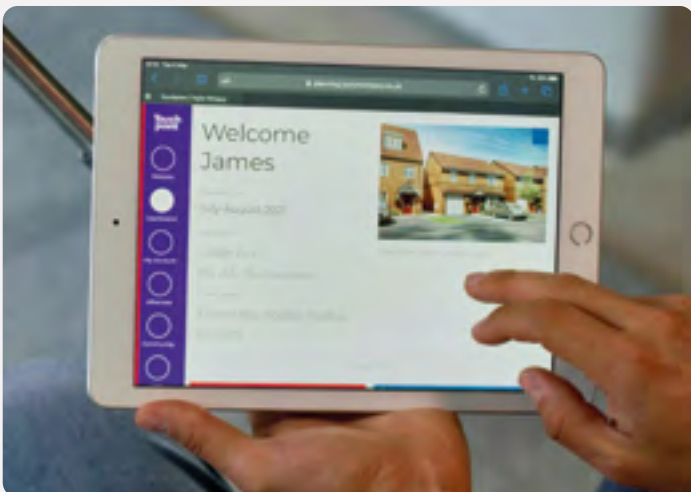
Personalise your home

A new Taylor Wimpey home is a blank canvas, ready for you to put your stamp on even before you move in. You can choose from a range of high quality options for your kitchen, bedroom and bathroom to suit your taste – and all from the comfort of your sofa. We offer dark and light kitchen units and patterned or plain tiles for your bathroom, so whatever your preferred style we've got you covered.

Using our innovative Options Online tool, you can visualise your new home room-by-room and customise each as you go. You can also choose your options with the help of your Sales Executive if you'd prefer.

Our customers have created some fantastic spaces in their homes and you can get inspiration from their choices by following us on Instagram. You can also check out a host of interior design tips on our website.


[→ Find out more](#)



Options availability is subject to build stage of plots and options won't be available if plots have reached a certain build stage. Please contact the Sales Executive for further information.

Our homes


→ 3 bedroom homes



→ 4 bedroom homes



→ 5 bedroom homes



→ View the site plan



The Gosford

3 BEDROOM HOME, TOTAL 852 sq. ft. / 79.2 sq. m.




GROUND FLOOR

Kitchen/Dining Area

4.72m × 2.87m 15'6" × 9'5"

Living Room

4.26m × 3.69m 14'0" × 12'1"



FIRST FLOOR

Bedroom 1

2.96m × 2.83m 9'9" × 9'4"

Bedroom 2

3.30m × 2.63m 10'10" × 8'8"

Bedroom 3

3.55m × 2.00m 11'8" × 6'7"



[Discover more about this home](#)



[View our current availability](#)

The floor plans depict a typical layout of this house type. For exact plot specification, details of external and internal finishes, dimensions and floor plan differences consult your Sales Executive. All dimensions are + or - 50mm and floor plans are not shown to scale. The kitchen layout and furniture positions are for indicative purposes only. The computer generated image is for illustrative purposes only and it is from an imaginary viewpoint within an open space area. Its purpose is to give a feel for the development, not an accurate description of each property. The illustration shows a typical Taylor Wimpey home of this type, but there are, however, variances from site to site. External materials, finishes, landscaping and the position of garages (where provided) may vary throughout the development. Properties may also be built handed (mirror image). Images may include optional upgrades at an additional cost. Please ask for further details. Please speak to our Sales Executives regarding the tenure of our new homes. 53176 / April 2023.



The Easedale

3 BEDROOM HOME, TOTAL 917 sq. ft. / 85.2 sq. m.



GROUND FLOOR

Kitchen/Dining Area

5.10m × 2.95m 16'9" × 9'8"

Living Room

5.10m × 3.02m 16'9" × 9'11"



FIRST FLOOR

Bedroom 1

3.78m × 3.08m 12'5" × 10'1"

Bedroom 2

2.95m × 2.86m 9'8" × 9'5"

Bedroom 3

2.95m × 2.15m 9'8" × 7'1"



[Discover more about this home](#)



[View our current availability](#)

The floor plans depict a typical layout of this house type. For exact plot specification, details of external and internal finishes, dimensions and floor plan differences consult your Sales Executive. All dimensions are + or - 50mm and floor plans are not shown to scale. The kitchen layout and furniture positions are for indicative purposes only. The computer generated image is for illustrative purposes only and it is from an imaginary viewpoint within an open space area. Its purpose is to give a feel for the development, not an accurate description of each property. The illustration shows a typical Taylor Wimpey home of this type, but there are, however, variances from site to site. External materials, finishes, landscaping and the position of garages (where provided) may vary throughout the development. Properties may also be built handed (mirror image). Images may include optional upgrades at an additional cost. Please ask for further details. Please speak to our Sales Executives regarding the tenure of our new homes. 53176 / April 2023.



The Alton G

3 BEDROOM HOME, TOTAL 1,068 sq. ft. / 99.2 sq. m.



GROUND FLOOR

Kitchen/Dining Area

5.26m x 3.20m 17'3" x 10'6"

Living Room

4.23m x 3.49m 13'11" x 11'6"



FIRST FLOOR

Bedroom 2

4.23m x 3.49m 13'11" x 11'6"

Bedroom 3

3.28m x 2.16m 10'9" x 7'1"



SECOND FLOOR

Bedroom 1

6.56m x 3.11m 21'7" x 10'3"



[Discover more about this development](#)



[View our current availability](#)

*Plot specific windows. The floor plans depict a typical layout of this house type. For exact plot specification, details of external and internal finishes, dimensions and floor plan differences consult your Sales Executive. All dimensions are + or - 50mm and floor plans are not shown to scale. The kitchen layout and furniture positions are for indicative purposes only. The computer generated image is for illustrative purposes only and it is from an imaginary viewpoint within an open space area. Its purpose is to give a feel for the development, not an accurate description of each property. The illustration shows a typical Taylor Wimpey home of this type, but there are, however, variances from site to site. External materials, finishes, landscaping and the position of garages (where provided) may vary throughout the development. Properties may also be built handed (mirror image). Images may include optional upgrades at an additional cost. Please ask for further details. Please speak to our Sales Executives regarding the tenure of our new homes. 53176 / April 2023.



The Crofton G

3 BEDROOM HOME, TOTAL 1,132 sq. ft. / 105.2 sq. m.



GROUND FLOOR

Kitchen

3.43m x 2.72m 11'3" x 8'11"

Living/Dining Area

4.78m x 3.70m 15'8" x 12'2"



FIRST FLOOR

Bedroom 2

4.78m x 3.37m 15'8" x 11'1"

Bedroom 3

2.90m x 2.55m 9'6" x 8'5"



SECOND FLOOR

Bedroom 1

6.20m x 3.66m 20'4" x 12'0"



[Discover more about this development](#)



[View our current availability](#)

*Plot specific windows. The floor plans depict a typical layout of this house type. For exact plot specification, details of external and internal finishes, dimensions and floor plan differences consult your Sales Executive. All dimensions are + or - 50mm and floor plans are not shown to scale. The kitchen layout and furniture positions are for indicative purposes only. The computer generated image is for illustrative purposes only and it is from an imaginary viewpoint within an open space area. Its purpose is to give a feel for the development, not an accurate description of each property. The illustration shows a typical Taylor Wimpey home of this type, but there are, however, variances from site to site. External materials, finishes, landscaping and the position of garages (where provided) may vary throughout the development. Properties may also be built handed (mirror image). Images may include optional upgrades at an additional cost. Please ask for further details. Please speak to our Sales Executives regarding the tenure of our new homes. 53176 / April 2023.



The Midford

4 BEDROOM HOME, TOTAL 1,153 sq. ft. / 107.1 sq. m.




GROUND FLOOR

Kitchen/Dining Area

5.71m × 3.38m 18'9" × 11'1"

Living Room

4.49m × 3.62m 14'9" × 11'11"



FIRST FLOOR

Bedroom 1

3.61m × 3.27m 11'10" × 10'9"

Bedroom 2

3.53m × 2.81m 11'7" × 9'3"

Bedroom 3

2.81m × 2.52m 9'3" × 8'3"

Bedroom 4

2.35m × 2.23m 7'9" × 7'4"



[Discover more about this home](#)



[View our current availability](#)

The floor plans depict a typical layout of this house type. For exact plot specification, details of external and internal finishes, dimensions and floor plan differences consult your Sales Executive. All dimensions are + or - 50mm and floor plans are not shown to scale. The kitchen layout and furniture positions are for indicative purposes only. The computer generated image is for illustrative purposes only and it is from an imaginary viewpoint within an open space area. Its purpose is to give a feel for the development, not an accurate description of each property. The illustration shows a typical Taylor Wimpey home of this type, but there are, however, variances from site to site. External materials, finishes, landscaping and the position of garages (where provided) may vary throughout the development. Properties may also be built handed (mirror image). Images may include optional upgrades at an additional cost. Please ask for further details. Please speak to our Sales Executives regarding the tenure of our new homes. 53176 / April 2023.



The Kentdale

4 BEDROOM HOME, TOTAL 1,205 sq. ft. / 111.9 sq. m.



GROUND FLOOR

Kitchen/Dining Area

6.02m × 3.58m 19'9" × 11'9"

Living Room

6.02m × 3.45m 19'9" × 11'4"



FIRST FLOOR

Bedroom 1

3.51m × 3.40m 11'7" × 11'2"

Bedroom 2

3.64m × 2.98m 11'11" × 9'10"

Bedroom 3

3.05m × 2.95m 10'0" × 9'8"

Bedroom 4

3.09m × 2.53m 10'2" × 8'4"

[→ Discover more about this development](#)

[→ View our current availability](#)

*Utility door subject to plot. The floor plans depict a typical layout of this house type. For exact plot specification, details of external and internal finishes, dimensions and floor plan differences consult your Sales Executive. All dimensions are + or - 50mm and floor plans are not shown to scale. The kitchen layout and furniture positions are for indicative purposes only. The computer generated image is for illustrative purposes only and it is from an imaginary viewpoint within an open space area. Its purpose is to give a feel for the development, not an accurate description of each property. The illustration shows a typical Taylor Wimpey home of this type, but there are, however, variances from site to site. External materials, finishes, landscaping and the position of garages (where provided) may vary throughout the development. Properties may also be built handed (mirror image). Images may include optional upgrades at an additional cost. Please ask for further details. Please speak to our Sales Executives regarding the tenure of our new homes. 53176 / April 2023.



The Shelford

4 BEDROOM HOME, TOTAL 1,360 sq. ft. / 126.3 sq. m.



GROUND FLOOR

Kitchen/Dining Area

8.10m × 2.86m 26'7" × 9'5"

Living Room

4.74m × 3.88m 15'7" × 12'9"

Study

2.61m × 2.10m 8'7" × 6'11"



FIRST FLOOR

Bedroom 1

3.88m × 3.76m 12'9" × 12'4"

Bedroom 2

4.22m × 3.07m 13'10" × 10'1"

Bedroom 3

3.43m × 3.09m 11'3" × 10'2"

Bedroom 4

3.89m × 2.75m 12'9" × 9'0"

[→ Discover more about this home](#)

[→ View our current availability](#)

The floor plans depict a typical layout of this house type. For exact plot specification, details of external and internal finishes, dimensions and floor plan differences consult your Sales Executive. All dimensions are + or - 50mm and floor plans are not shown to scale. The kitchen layout and furniture positions are for indicative purposes only. The computer generated image is for illustrative purposes only and it is from an imaginary viewpoint within an open space area. Its purpose is to give a feel for the development, not an accurate description of each property. The illustration shows a typical Taylor Wimpey home of this type, but there are, however, variances from site to site. External materials, finishes, landscaping and the position of garages (where provided) may vary throughout the development. Properties may also be built handed (mirror image). Images may include optional upgrades at an additional cost. Please ask for further details. Please speak to our Sales Executives regarding the tenure of our new homes. 53176 / April 2023.



The Langdale

4 BEDROOM HOME, TOTAL 1,507 sq. ft. / 140.0 sq. m.



GROUND FLOOR

Kitchen/Family Area

6.82m × 3.44m 22'5" × 11'3"

Living Room

4.56m × 4.49m 15'0" × 14'9"

Dining Room

3.41m × 3.05m 11'2" × 10'0"



FIRST FLOOR

Bedroom 1

6.07m × 3.44m 19'11" × 11'3"

Bedroom 2

4.56m × 3.08m 15'0" × 10'1"

Bedroom 3

3.05m × 2.94m 10'0" × 9'8"

Bedroom 4

3.48m × 2.68m 11'5" × 8'10"



[Discover more about this home](#)



[View our current availability](#)

The floor plans depict a typical layout of this house type. For exact plot specification, details of external and internal finishes, dimensions and floor plan differences consult your Sales Executive. All dimensions are + or - 50mm and floor plans are not shown to scale. The kitchen layout and furniture positions are for indicative purposes only. The computer generated image is for illustrative purposes only and it is from an imaginary viewpoint within an open space area. Its purpose is to give a feel for the development, not an accurate description of each property. The illustration shows a typical Taylor Wimpey home of this type, but there are, however, variances from site to site. External materials, finishes, landscaping and the position of garages (where provided) may vary throughout the development. Properties may also be built handed (mirror image). Images may include optional upgrades at an additional cost. Please ask for further details. Please speak to our Sales Executives regarding the tenure of our new homes. 53176 / April 2023.



The Thornford

4 BEDROOM HOME, TOTAL 1,543 sq. ft. / 143.3 sq. m.



GROUND FLOOR

Kitchen	4.79m × 3.32m	15'9" × 10'11"
Living Room	4.74m × 3.90m	15'7" × 12'10"
Dining Room	3.04m × 2.66m	10'0" × 8'9"
Family Room	3.91m × 3.26m	12'10" × 10'8"



FIRST FLOOR

Bedroom 1	4.90m × 3.11m	16'1" × 10'3"
Bedroom 2	4.00m × 3.32m	13'2" × 10'11"
Bedroom 3	4.72m × 3.36m	15'6" × 11'0"
Bedroom 4	3.81m × 2.53m	12'6" × 8'4"

[→ Discover more about this home](#)

[→ View our current availability](#)

The floor plans depict a typical layout of this house type. For exact plot specification, details of external and internal finishes, dimensions and floor plan differences consult your Sales Executive. All dimensions are + or - 50mm and floor plans are not shown to scale. The kitchen layout and furniture positions are for indicative purposes only. The computer generated image is for illustrative purposes only and it is from an imaginary viewpoint within an open space area. Its purpose is to give a feel for the development, not an accurate description of each property. The illustration shows a typical Taylor Wimpey home of this type, but there are, however, variances from site to site. External materials, finishes, landscaping and the position of garages (where provided) may vary throughout the development. Properties may also be built handed (mirror image). Images may include optional upgrades at an additional cost. Please ask for further details. Please speak to our Sales Executives regarding the tenure of our new homes. 53176 / April 2023.



The Garrton

5 BEDROOM HOME, TOTAL 1,787 sq. ft. / 166.0 sq. m.



GROUND FLOOR

Kitchen/Dining Area

8.34m × 3.46m 27'4" × 11'4"

Living Room

4.74m × 3.35m 15'7" × 11'0"

Study

2.73m × 2.31m 9'0" × 7'7"



FIRST FLOOR

Bedroom 1

3.98m × 3.35m 13'1" × 11'0"

Bedroom 4

3.62m × 2.75m 11'11" × 9'0"

Bedroom 5

2.98m × 2.54m 9'9" × 8'4"



SECOND FLOOR

Bedroom 2

4.59m × 3.42m 15'1" × 11'3"

Bedroom 3

3.64m × 2.78m 11'11" × 9'2"

[→ Discover more about this home](#)

[→ View our current availability](#)

*Plot specific windows. The floor plans depict a typical layout of this house type. For exact plot specification, details of external and internal finishes, dimensions and floor plan differences consult your Sales Executive. All dimensions are + or - 50mm and floor plans are not shown to scale. The kitchen layout and furniture positions are for indicative purposes only. The computer generated image is for illustrative purposes only and it is from an imaginary viewpoint within an open space area. Its purpose is to give a feel for the development, not an accurate description of each property. The illustration shows a typical Taylor Wimpey home of this type, but there are, however, variances from site to site. External materials, finishes, landscaping and the position of garages (where provided) may vary throughout the development. Properties may also be built handed (mirror image). Images may include optional upgrades at an additional cost. Please ask for further details. Please speak to our Sales Executives regarding the tenure of our new homes. 53176 / April 2023.



The Wayford

5 BEDROOM HOME, TOTAL 1,836 sq. ft. / 170.6 sq. m.



GROUND FLOOR

Kitchen/Breakfast Area

5.58m x 3.35m 18'4" x 11'0"

Living Room

6.06m x 4.40m 19'11" x 14'6"

Dining Room

3.39m x 3.06m 11'1" x 10'1"

Study

3.39m x 2.34m 11'1" x 7'8"



FIRST FLOOR

Bedroom 1

3.39m x 3.37m 11'1" x 11'1"

Bedroom 2

3.47m x 2.98m 11'5" x 9'10"

Bedroom 3

3.13m x 3.02m 10'3" x 9'11"

Bedroom 4

4.10m x 2.39m 13'5" x 7'10"

Bedroom 5

3.22m x 2.33m 10'7" x 7'8"



Discover more about this development



View our current availability

*Plot specific window. **Utility door subject to plot. The floor plans depict a typical layout of this house type. For exact plot specification, details of external and internal finishes, dimensions and floor plan differences consult your sales executive. All dimensions are + or - 50mm and floor plans are not shown to scale. The kitchen layout and furniture positions are for indicative purposes only. The computer generated image is for illustrative purposes only and it is from an imaginary viewpoint within an open space area. Its purpose is to give a feel for the development, not an accurate description of each property. The illustration shows a typical Taylor Wimpey home of this type, but there are, however, variances from site to site. External materials, finishes, landscaping and the position of garages (where provided) may vary throughout the development. Properties may also be built handed (mirror image). Images may include optional upgrades at an additional cost. Please ask for further details. Please speak to our Sales Executives regarding the tenure of our new homes. 53176 / April 2023.



The Winterford

5 BEDROOM HOME, TOTAL 2,088 sq. ft. / 194.0 sq. m.



GROUND FLOOR

Kitchen/Breakfast Area

6.36m x 3.83m 20'11" x 12'7"

Living Room

5.22m x 4.12m 17'2" x 13'7"

Dining Room

4.74m x 3.56m 15'7" x 11'8"

Study

2.97m x 2.60m 9'9" x 8'6"



FIRST FLOOR

Bedroom 1

4.74m x 3.56m 15'7" x 11'8"

Bedroom 2

3.79m x 3.49m 12'5" x 11'5"

Bedroom 3

4.64m x 2.66m 15'3" x 8'9"

Bedroom 4

4.12m x 2.75m 13'6" x 9'0"

Bedroom 5

2.76m x 2.71m 9'1" x 8'11"



[Discover more about this development](#)



[View our current availability](#)

*Plot specific windows. The floor plans depict a typical layout of this house type. For exact plot specification, details of external and internal finishes, dimensions and floor plan differences consult your Sales Executive. All dimensions are + or - 50mm and floor plans are not shown to scale. The kitchen layout and furniture positions are for indicative purposes only. The computer generated image is for illustrative purposes only and it is from an imaginary viewpoint within an open space area. Its purpose is to give a feel for the development, not an accurate description of each property. The illustration shows a typical Taylor Wimpey home of this type, but there are, however, variances from site to site. External materials, finishes, landscaping and the position of garages (where provided) may vary throughout the development. Properties may also be built handed (mirror image). Images may include optional upgrades at an additional cost. Please ask for further details. Please speak to our Sales Executives regarding the tenure of our new homes. 53176 / April 2023.



The Ridgewood

5 BEDROOM HOME, TOTAL 2,122 sq. ft. / 197.1 sq. m.



GROUND FLOOR

Kitchen/Breakfast Area

6.37m × 3.49m 20'8" × 11'6"

Living Room

6.37m × 4.07m 20'11" × 13'4"

Dining Room

3.40m × 3.24m 11'2" × 10'8"

Study

4.12m × 2.88m 13'6" × 9'6"



FIRST FLOOR

Bedroom 1

4.28m × 4.24m 14'1" × 13'11"

Bedroom 2

4.09m × 3.20m 13'5" × 10'6"

Bedroom 3

4.12m × 2.88m 13'6" × 9'6"

Bedroom 4

3.08m × 2.96m 10'1" × 9'9"

Bedroom 5

3.20m × 2.92m 10'6" × 9'7"



[Discover more about this development](#)



[View our current availability](#)

The floor plans depict a typical layout of this house type. For exact plot specification, details of external and internal finishes, dimensions and floor plan differences consult your Sales Executive. All dimensions are + or - 50mm and floor plans are not shown to scale. The kitchen layout and furniture positions are for indicative purposes only. The computer generated image is for illustrative purposes only and it is from an imaginary viewpoint within an open space area. Its purpose is to give a feel for the development, not an accurate description of each property. The illustration shows a typical Taylor Wimpey home of this type, but there are, however, variances from site to site. External materials, finishes, landscaping and the position of garages (where provided) may vary throughout the development. Properties may also be built handed (mirror image). Images may include optional upgrades at an additional cost. Please ask for further details. Please speak to our Sales Executives regarding the tenure of our new homes. 53176 / April 2023.

Ways to buy

Everyone knows buying a new home is an exciting time. But it can be a stressful one too, which is why our Sales Executives and customer relations managers are there to help every step of the way, from your initial enquiry right through to opening the front door of your new home for the first time.



First time buyer?

 Here's how we can help

Existing home owner?

 Here's how we can help



Please speak to your Sales Executive for further details.

Take your next step



Find your dream home on our website.



Book an appointment to view our show homes.



Take a virtual tour of our homes from the comfort of your sofa.



Have your questions answered by calling our Sales Executives on **01825 701 452**.



Find out how we can get you moving with our buying schemes.



Book an appointment



How to buy a home



RIDGEWOOD PLACE Lewes Road, Uckfield, East Sussex, TN22 5FJ

CONTACT US ON 01825 701 452

Taylor Wimpey