














Kirkstead Gardens, Thorpe Hesley

-  **The Edensor**
5 Bed detached family home
-  **The Wessington**
5 Bed detached family home
-  **The Wibben**
4 Bed detached family home
-  **The Monsall**
4 Bed detached family home
-  **The Doveridge**
4 Bed detached family home
-  **The Cromford**
3 Bed detached family home
-  **The Hopton**
3 Bed semi-detached family home
-  **The Curbar**
3 Bed semi-detached family home
-  **The Wardlow**
3 Bed semi-detached family home
-  **The Tideswell**
3 Bed semi-detached family home
-  **The Aldwark**
2 Bed bungalow



This site layout does not show details of gradients of the land, boundary treatments and local authority street lighting. It is indicative only, for actual layout please refer to legal plans.